

**LINDNER**



**JUPITER 1800 | 2200 | 3200  
PRIMARY SHREDDING**

**GETS IT OFF  
THE GROUND.**



ONLY LINDNER CUSTOMERS CAN TRULY SAY:

# PRIMARY SHREDDING AT ITS BEST.

**GETS THE PROCESS GOING: RELIABLY HIGH OUTPUT AND CONSISTENT PARTICLE SIZES.**

The Lindner Jupiter, single-shaft primary shredder, combines everything you need for efficient 24/7 operation: a powerful countershaft drive, a well-engineered machine design and high manufacturing quality. Our tried-and-tested technology undefeated by alleged non-shreddables ensures a long service life and low maintenance coupled with the necessary power to shred even the toughest materials – year after year and ton after ton.



## 1. HYDRAULIC MAINTENANCE DOOR

**Remove non-shreddables quickly and cleanly** with the maintenance door at position 2.

**100% safe operation** with the mechanical safety lock and the pusher's special parking position.

**Enjoy comfortable maintenance access** to the cutting chamber with the maintenance door at position 3.




## 2. COUNTERSHAFT DRIVE

**More power for tough materials** ensured with additional flywheel mass.

**Superbly efficient** thanks to the drive's continuous energy storage.

**Readily available** and easily exchangeable standard parts.




## 3. TORQUE-LIMITING SAFETY CLUTCH

**Perfect drive protection** thanks to the drive unit's lightning-speed disengagement.

**Fully adjustable** to your materials.

**Guaranteed secure power down** with proven sensors.



## 4. INTERNAL PUSHER

**Continuous shredding** due to smooth rotor feeding.

**Maintenance-free** thanks to the absence of guide elements.

**Easy feeding** with a completely internal construction.

**No jamming** as a result of additional comb and sealing bars.



## 5. ROBUST SQUARE CUTTING SYSTEM

**High output rates** even with tough materials.

**Undeterred by non-shreddables** thanks to robust cutters and holders.

**Maximum service life** ensured by our four-fold usable, quick-change cutters.



## 6. PLUG & GO SCREEN UNIT

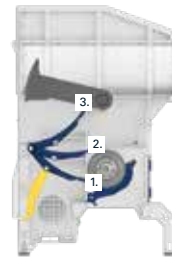
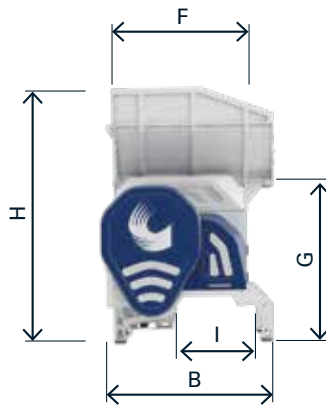
**Easy access for maintenance** and fitting thanks to the swivel-mounted, hydraulically operated design.

**Extremely safe operation** thanks to the electromagnetically locked screen access point, preventing access to the cutting system while the machine is in operation.

**Flexible output sizes** made possible with screen units in various mesh widths.



# TECHNICAL DATA



Hydraulic door for maintenance and removal of foreign objects

1. Operating position
2. Position for removal of foreign objects
3. Position for maintenance

## JUPITER 1800

## JUPITER 2200

## JUPITER 3200

### DIMENSIONS\*

		JUPITER 1800	JUPITER 2200	JUPITER 3200
Measure (LxBxH)	mm	4800 x 3250 x 4840	5500 x 3250 x 4840	6500 x 3250 x 4840
Filling opening (DxF)	mm	3750 x 3000	4090 x 3000	5160 x 3000
Filling heighs (G)	mm	3105	3105	3105
Hopper volumes	m <sup>3</sup>	7,5	9	12
Outlet width (I)	mm	1026	1026	1026
Total weight	kg	27000	33000	39000

### CUTTING UNIT\*

		JUPITER 1800			JUPITER 2200			JUPITER 3200		
Rotor length	mm	1770			2115			3150		
Rotor speed	min <sup>-1</sup>	58/87			51/87			58/87		
Standard tool		Pointed knife			Pointed knife			Pointed knife		
	mm	145P	116P	87P	145P	116P	87P	145P	116P	87P
Number of knives	pcs.	20	22	41	24	28	50	36	42	77
Screens		hexagonal/ sickle-shaped								
Number of screens	pcs.	2/1			4/1			6/1		
Output size	mm	50 - 350								

### DRIVE UNIT\*

		JUPITER 1800	JUPITER 2200	JUPITER 3200
Motor	kW	1 x 200	2 x 132	2 x 160
Power control		frequency converter		

\*The stated values refer to standard machine versions with a standard hopper and raised feet. The right to make technical changes is reserved.



Atex-explosion protection



Water sprinkling system



Fire extinguishing system with spark detection



High-Performance Edition

## Lindner-Recyclingtech GmbH

Villacher Straße 48 | 9800 Spittal/Drau | Austria  
t.: +43 4762 2742 | f.: +43 4762 2742-9032 | office@l-rt.com

[www.l-rt.com](http://www.l-rt.com)